







# CAPTAIN SHREVE HIGH SCHOOL

2015-2016 • Caddo Parish • Grades 9-12 • 009013

# B

1368 Enrolled • 7% Special Education • 53% Economically Disadvantaged

SPS = 96.3



INDICATOR	SCHOOL	14/15 vs 15/16	MINORITY STUDENTS	STUDENTS WITH DISABILITIES	ECONOMICALLY DISADVANTAGED STUDENTS	DISTRICT	STATE	NATIONAL
End of Course Exams On Track (Good or Excellent)	<b>62%</b>	 IMPROVED	<b>54%</b>	<b>22%</b>	<b>51%</b>	<b>53%</b>	<b>61%</b>	<b>N/A</b>
ACT: Average Score	<b>19.7</b>	 DECLINING	<b>18.6</b>	<b>15.8</b>	<b>18.4</b>	<b>19.1</b>	<b>19.3</b>	<b>19.7</b>
Graduates Earning 18 and Above on ACT or Silver and Higher on WorkKeys Certificates	<b>74%</b>	<b>N/A</b>	<b>66%</b>	<b>36%</b>	<b>62%</b>	<b>65%</b>	<b>75%</b>	<b>N/A</b>
Student Graduating in Four Years with a Diploma	<b>91%</b>	 IMPROVED	<b>94%</b>	<b>67%</b>	<b>91%</b>	<b>75%</b>	<b>78%</b>	<b>83%</b>
Graduates Scoring 3+ on Advanced Placement Test or 50+ on CLEP	<b>11%</b>	 IMPROVED	<b>7%</b>	<b>&lt;5%</b>	<b>&lt;5%</b>	<b>6%</b>	<b>8%</b>	<b>22%</b>
Graduates Earning TOPS-aligned Dual Enrollment Credit	<b>13%</b>	 DECLINING	<b>7%</b>	<b>&lt;5%</b>	<b>5%</b>	<b>16%</b>	<b>18%</b>	<b>N/A</b>
Student Enrolling in College after Graduating	<b>63%</b>	 DECLINING	<b>61%</b>	<b>29%</b>	<b>50%</b>	<b>60%</b>	<b>58%</b>	<b>68%</b>

## DID THIS SCHOOL MAKE PROGRESS WITH STUDENTS WHO STRUGGLED ACADEMICALLY?

Schools earn a maximum of 10 progress points for students previously non-proficient but who exceeded expectations in the current year.

**TOTAL POINTS EARNED**

**0.0**

2013-2014		2014-2015		2015-2016		 FAMILY Support TOOLBOX	 DATA CENTER
<b>C</b>	SPS 82.3	<b>B</b>	SPS 97.7	<b>B</b>	SPS 96.3		